

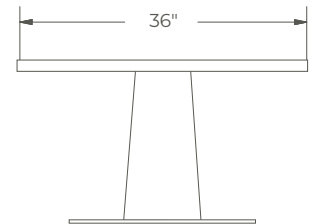
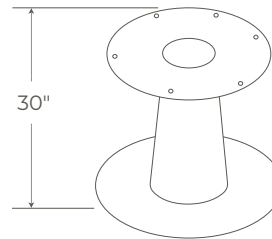
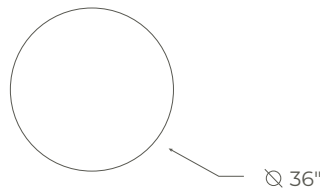


- Hardwood or laminate worksurface options
- BIFMA Complaint
- Steel sheet cone-shaped frame (supports up to 48" wide radius tops)
- 24 powder coat finishes
- Ships ready to assemble
- Made in Austin, TX
- Custom design is available upon request

## Specifications

Diameter: 36", 42"

Height: 30"



## Available Finishes



## Worksurface Options

