

FLX - Services Lab Bench

P R O D U C T B R O C H U R E



FLX

Back-to-Back Services Bench



Description

Formaspace FLX is a component welded, steel-framed lab bench that ships knock-down.

One of the most versatile and necessary pieces of equipment in a lab space is the work bench. A vital component for technicians, the FLX workbench is designed for integrated cooperation and collaboration between the desk spaces. The casework allows for maximum storage as well as the shelving above the desk.

The open shelving provides a harmonizing workflow and communication portal. The tops and frames of the FLX system can be customized with colors and materials, depending on lab needs. The tech bar can also include any features that the modern technician requires. Designed for life sciences, laboratories, research facilities and classrooms.

A 2nd user can be added with only the addition of a work surface and two legs. The FLX system will help reduce costs in both freight and installation while maximizing space & efficiency. Labs with FLX can be repurposed and reconfigured quickly & easily. Each user side is height adjustable individually.

Product Highlights

- Ships KD for freight savings
- Services and wire management troughs serve as rear spreaders
- Electrical cords are hidden via rear 2 x 4 laser cut steel legs
- Ease of routing service lines from above or below
- Pass through wire grommets incorporated
- Laminate and steel cabinets available - both available in over 100 configurations
- Easily add 2nd user onto single bench with only an additional work surface and 2 legs
- Sides are independently height adjustable
- Hanging pedestal files slide easily from left to right with no need to remove or re-hang
- Works perfectly with overhead service panels
- Adjustable shelves
- Made in Austin, TX

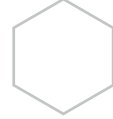


Available Finishes

Available Frame Colors



Black Sem-Gloss
BK266



Steel Gray
T028-GR02



Gray
RAL7045



Light Gray
RAL 7035

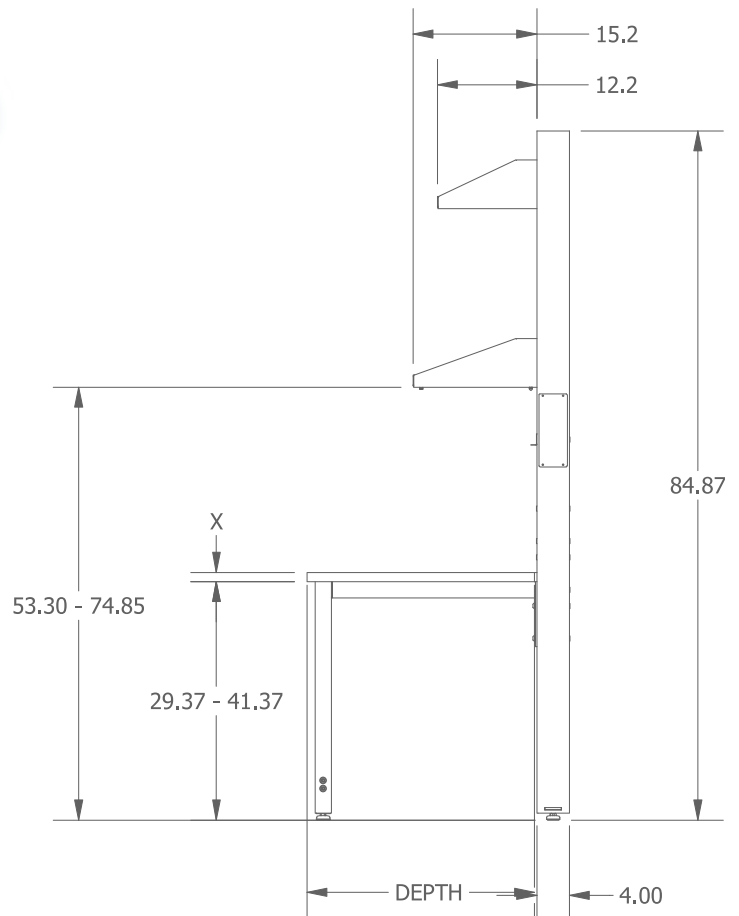
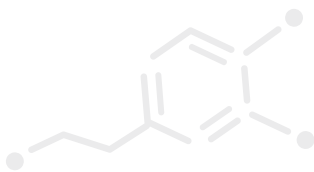


Available Widths:

48", 60", 72", 84", 96"


Available Depths:

30", 36"



Surface Options

Phenolic Resin Countertops



Black



Gray



White

High Pressure Laminate



Black



Gray



White

Stainless Steel Countertops



Stainless Steel

Shelf Material Available:

HPL, LPL, Phenolic

Epoxy Resin Countertops



Black



Gray



White

ESD Laminate



Black



Gray



White



Finishes & Accessories

Standard Accessories Include

- 8, 12, 16, 24 plug power strips
- Electrical, plumbing, and 2 channel data power raceways
- Plumbing kit which includes gas valve, fittings, and 10ft hose that plugs into ceiling panel
- Standard adjustable leg kit
- Up to 4 gas types
- Ceiling panel





 **FORMASPACE**

 800.251.1505

 design.consultant@formaspace.com

 formaspace.com

